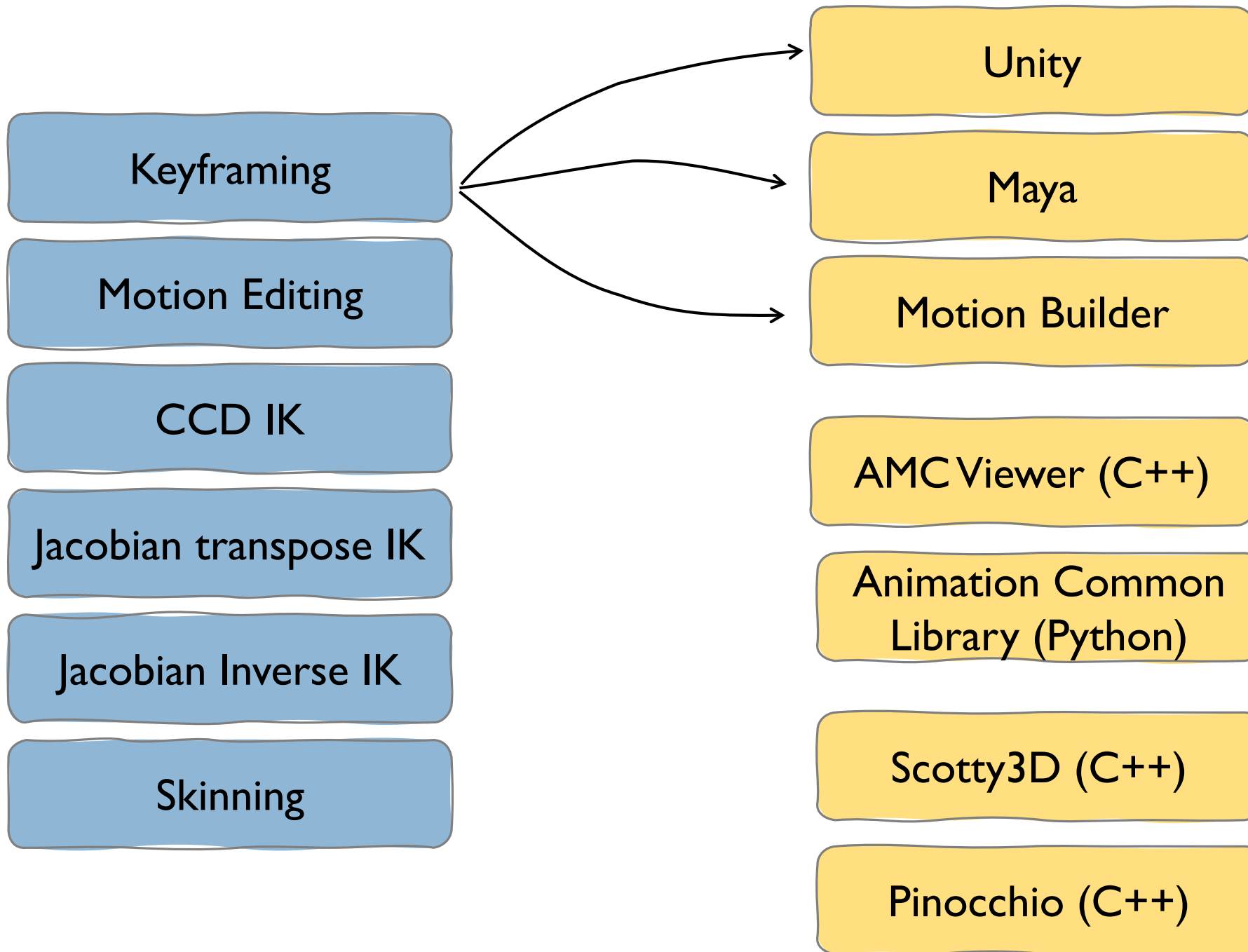


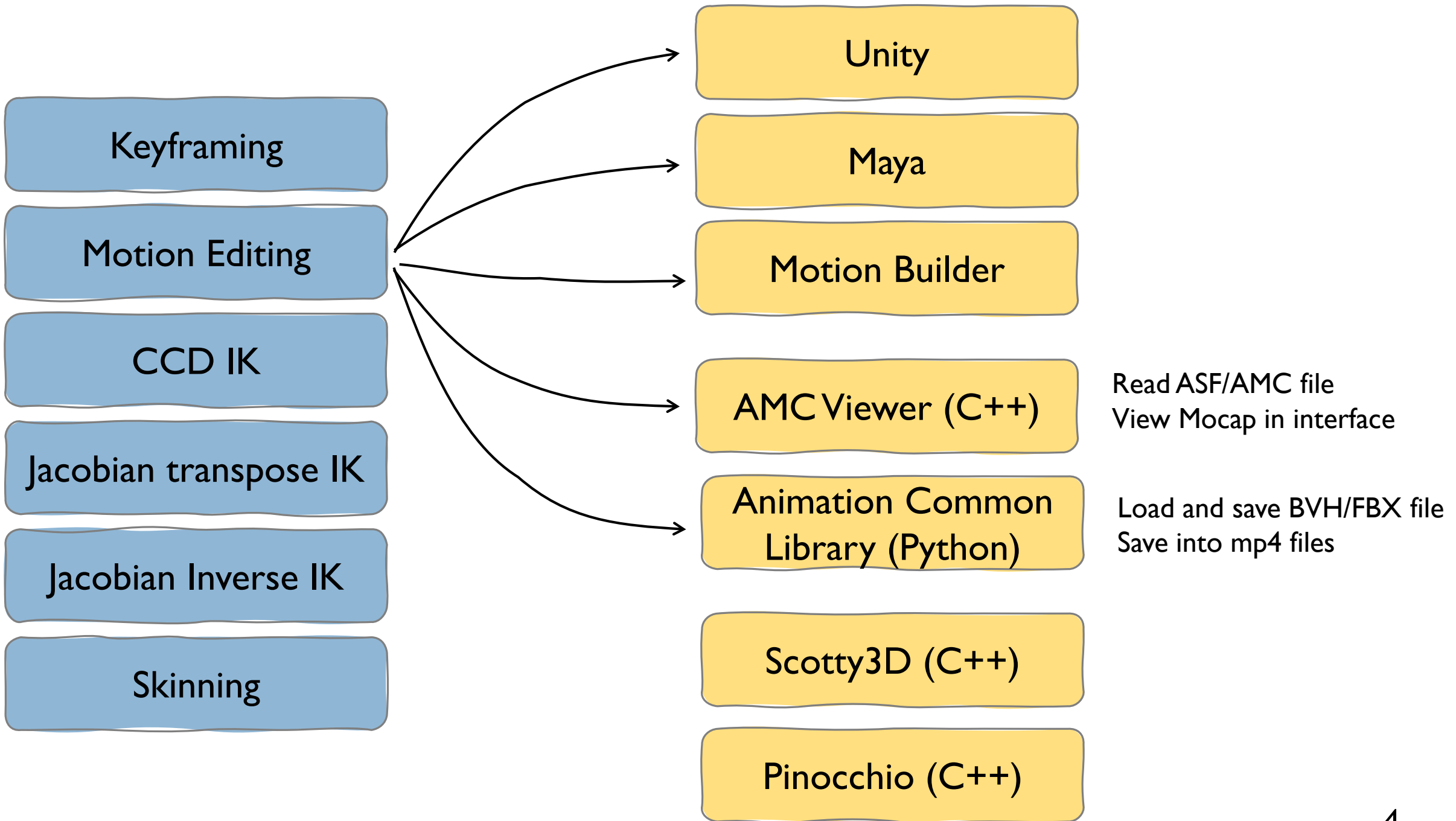
Mini Project I

Yanzhe Yang
Jan 29, 2020

Instructions and basic requirement

- <http://graphics.cs.cmu.edu/nsp/course/15464-s20/www/assignments/miniProjectI.htm>
- Due Feb 17, 2020 at start of class





Keyframing

Motion Editing

CCD IK

Jacobian transpose IK

Jacobian Inverse IK

Skinning

Unity

Maya

Motion Builder

AMC Viewer (C++)

Animation Common Library (Python)

Scotty3D (C++)

Pinocchio (C++)

Pro: Need compiling
Cons: Live interface

Pro: Easy to setup
Cons: No live interface

Check 15-462/662

Keyframing

Motion Editing

CCD IK

Jacobian transpose IK

Jacobian Inverse IK

Skinning

Unity

Maya

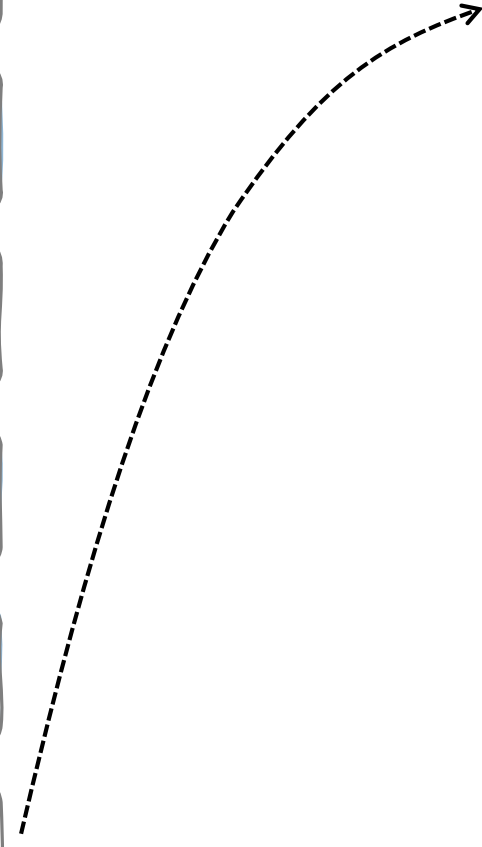
Motion Builder

AMC Viewer (C++)

Animation Common Library (Python)

Scotty3D (C++)

Pinocchio (C++)



Outline

- Animation representation

 - Data structure for hierarchical modeling

- File formats

 - How to read/load files?

 - Some popular formats: BVH, FBX, and ASF/AMC

- Introduction to start code

- A quick introduction to Unity and Motion Builder

Outline

- Animation representation

 - Data structure for hierarchical modeling

- File formats

 - How to read/load files?

 - Some popular formats: BVH, FBX, and ASF/AMC

- Introduction to start code

- A quick introduction to Unity and Motion Builder

Human figures are modeled as hierarchical linkages

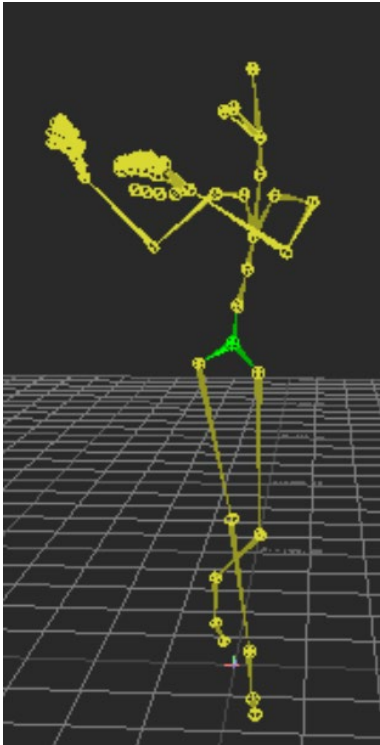
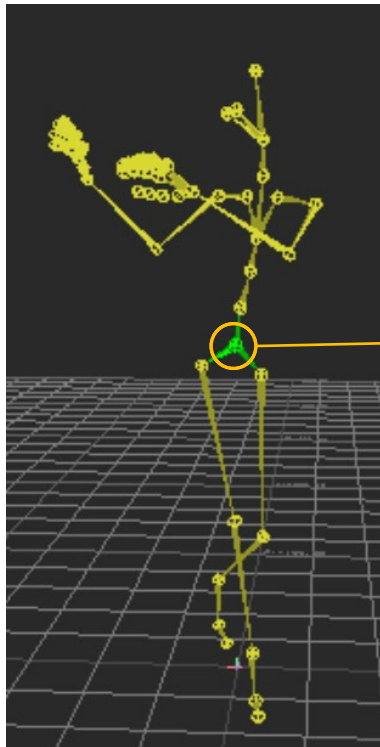


Figure 1. Example of a human figure

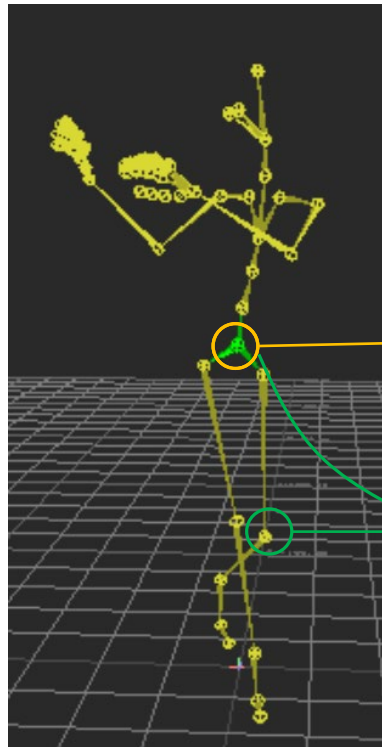
Human figures are modeled as hierarchical linkages



Root node (6 DOF):
Translation of the root repositions the whole structure

Figure 1. Example of a human figure

Human figures are modeled as hierarchical linkages



Root node (6 DOF):

Translation of the root repositions the whole structure

Joint (3 DOF or 6 DOF):

Transformations are relative to its parent joint.

For rigid body, joint translation is constant when relative to its parent joint.

Figure 1. Example of a human figure

Joint hierarchy is a tree structure

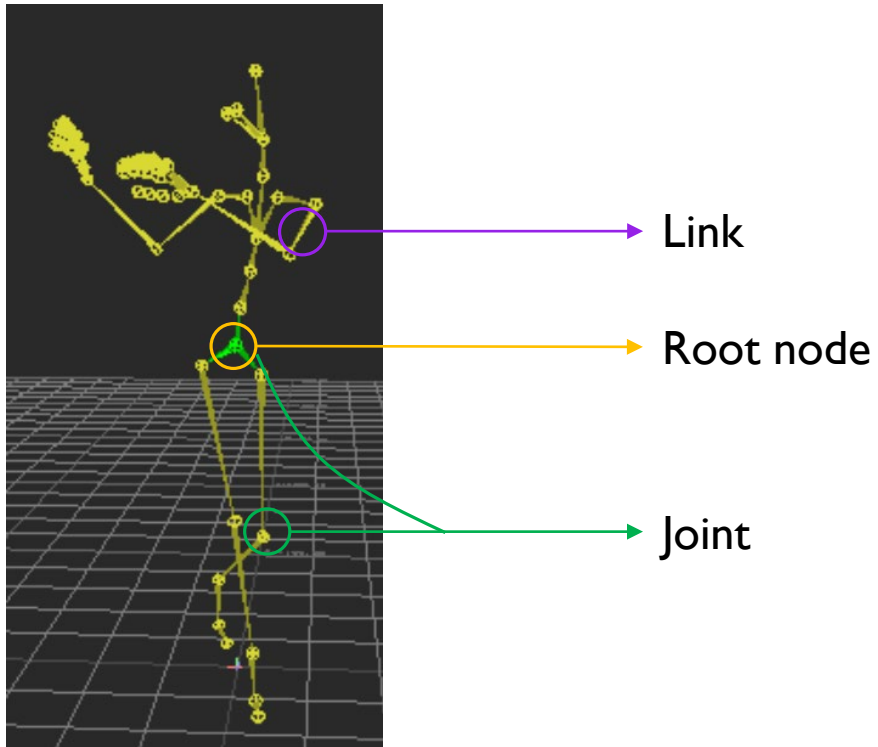


Figure 1. Example of a human figure

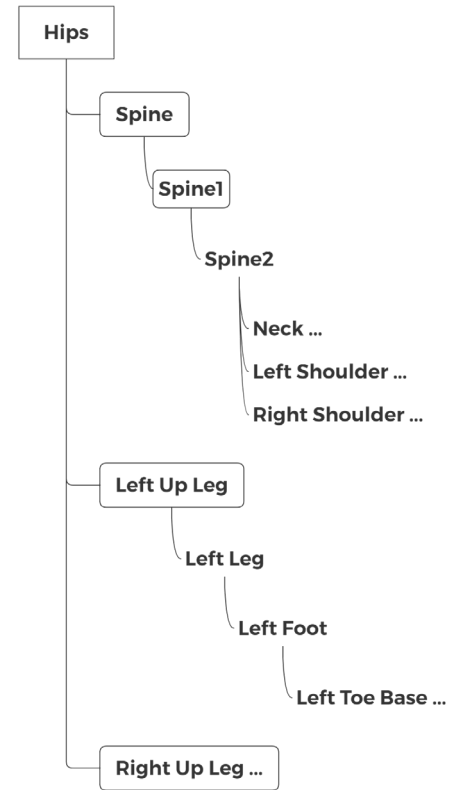
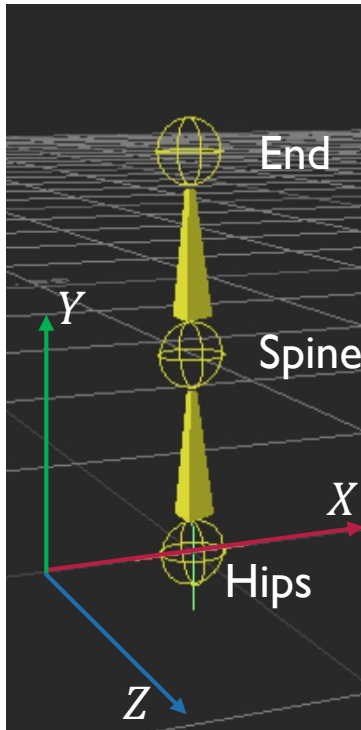


Figure 2. Example of a tree structure.

How to represent a character animation?

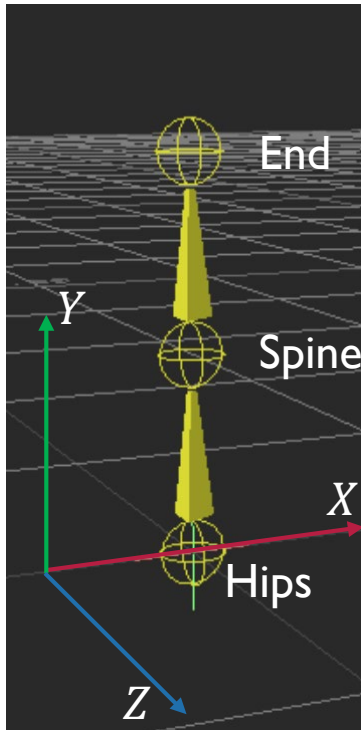
- Consider a simple example



Coordinate system: Y-up and right-hand

How to represent a character animation?

- Consider a simple example



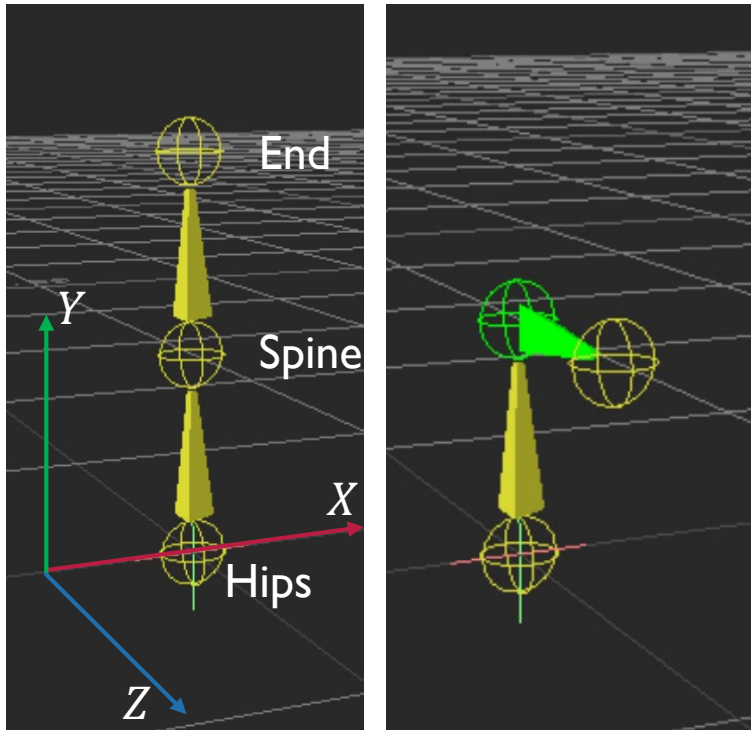
Coordinate system: Y-up and right-hand

Hierarchy:

- Joint names
- Parent-child relationship
- Constant translation and orientations for base pose
(e.g. $T_0 = [0, 0, 0]^T$, $T_1 = [0, 10, 0]^T$, $T_2 = [0, 10, 0]^T$,
 $O_0 = O_1 = O_2 = I$)

How to represent a character animation?

- Consider a simple example



Coordinate system: Y-up and right-hand

Hierarchy:

- Joint names
- Parent-child relationship
- Constant translation and orientations for base pose
(e.g. $T_0 = [0, 0, 0]^T$, $T_1 = [0, 10, 0]^T$, $T_2 = [0, 10, 0]^T$,
 $O_0 = O_1 = O_2 = I$)

Motion:

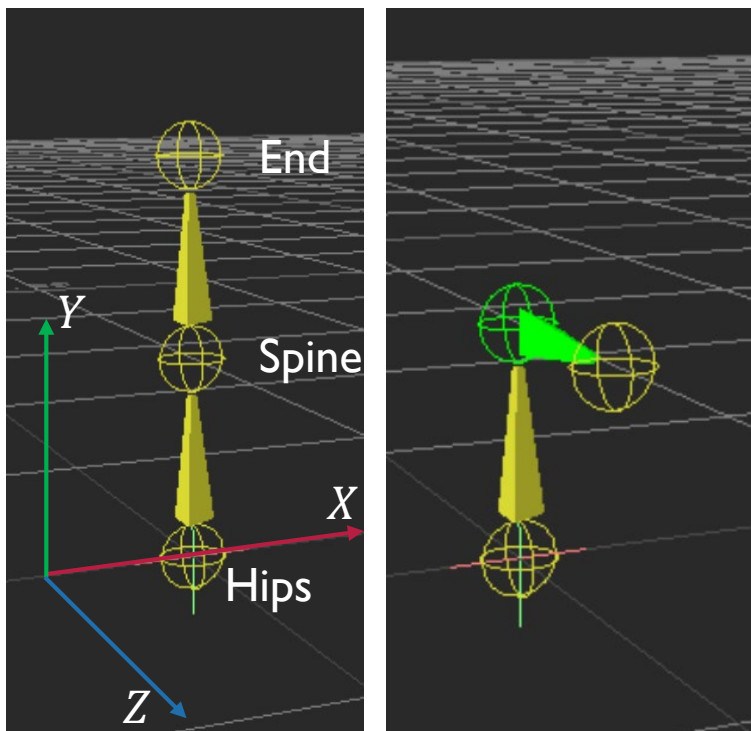
- Joint translations and orientations at each time frame
(e.g. $R_{x,j=J_1}(t_0) = 0^\circ$, $R_{x,j=J_1}(t_1) = 90^\circ$)

Outline

- Animation representation
 - Data structure for hierarchical modeling
- **File formats**
 - How to read/load files?
 - Some popular formats: BVH, FBX, and ASF/AMC
- Introduction to start code
- A quick introduction to Unity and Motion Builder

Animation is represented by hierarchy and motion

- Consider a simple example



Coordinate system: Y-up and right-hand

Hierarchy:

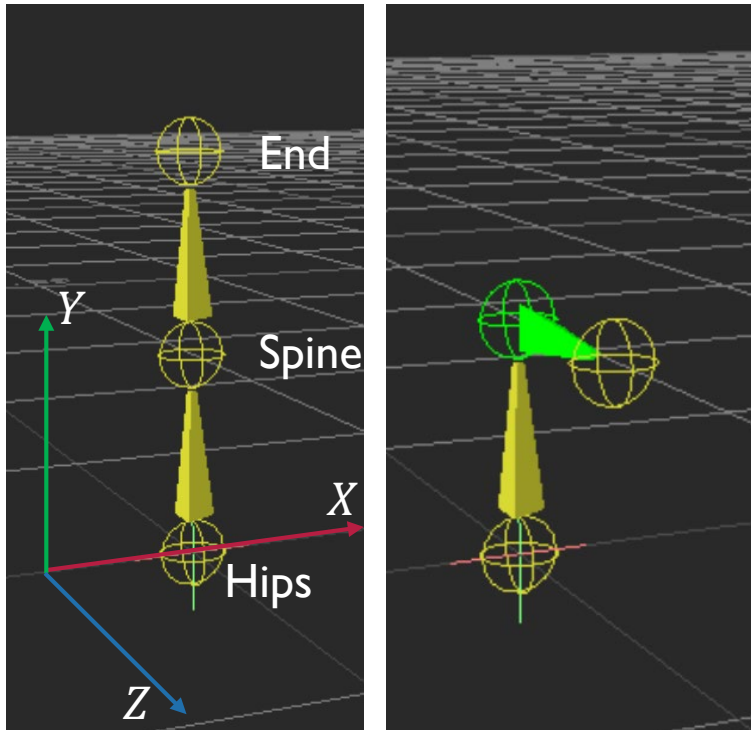
- Joint names
- Parent-child relationship
- Constant translation and orientations
(e.g. $T_0 = [0, 0, 0]^T$, $T_1 = [0, 10, 0]^T$, $T_2 = [0, 10, 0]^T$,
 $O_0 = O_1 = O_2 = I$)

Motion:

- Joint translations and orientations at each time frame
(e.g. $R_{x,j=J_1}(t_0) = 0^\circ$, $R_{x,j=J_1}(t_1) = 90^\circ$)

BVH files

- Consider a simple example

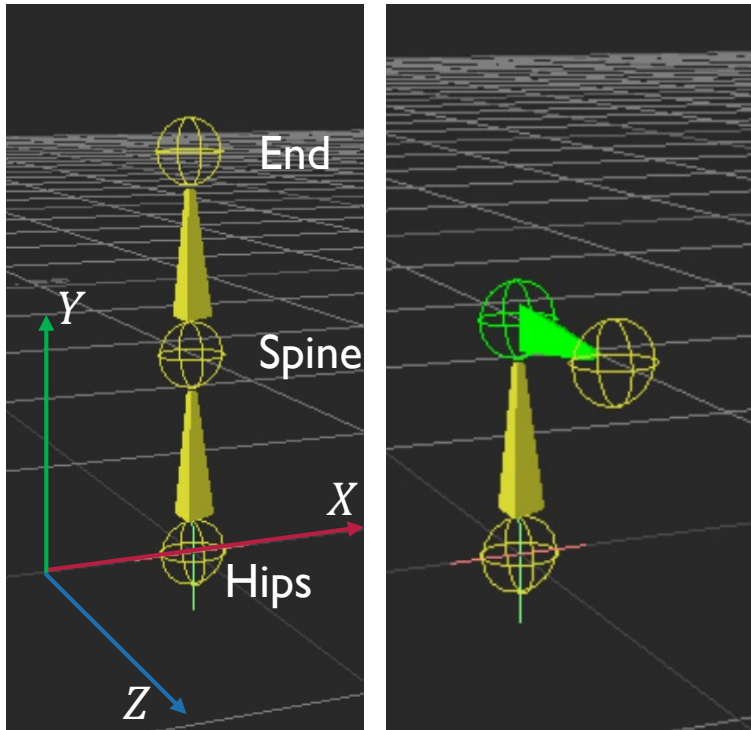


```
HIERARCHY
ROOT Hips
{
  OFFSET 0.000000 0.000000 0.000000
  CHANNELS 6 Xposition Yposition Zposition Zrotation Yrotation Xrotation
  JOINT Spine
  {
    OFFSET 0.000000 10.000000 0.000000
    CHANNELS 3 Zrotation Yrotation Xrotation
    End Site
    {
      OFFSET 0.000000 10.000000 0.000000
    }
  }
}
```

```
MOTION
Frames: 2
Frame Time: 0.033333
0 0 0 0 0 0 0 0
0 0 0 0 0 0 0 90
```

BVH files


- Consider a simple example



```
HIERARCHY
ROOT Hips
{
  OFFSET 0.000000 0.000000 0.000000
  CHANNELS 6 Xposition Yposition Zposition Zrotation Yrotation Xrotation
  JOINT Spine
  {
    OFFSET 0.000000 10.000000 0.000000
    CHANNELS 3 Zrotation Yrotation Xrotation
    End Site
    {
      OFFSET 0.000000 10.000000 0.000000
    }
  }
}
MOTION
Frames: 2
Frame Time: 0.033333
0 0 0 0 0 0 0 0
0 0 0 0 0 0 0 90
```

Channel order indicates the order of transformation

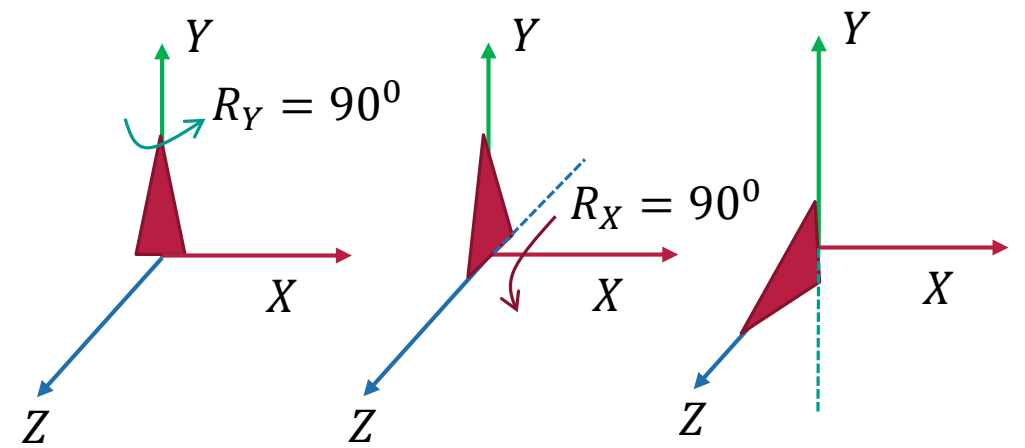
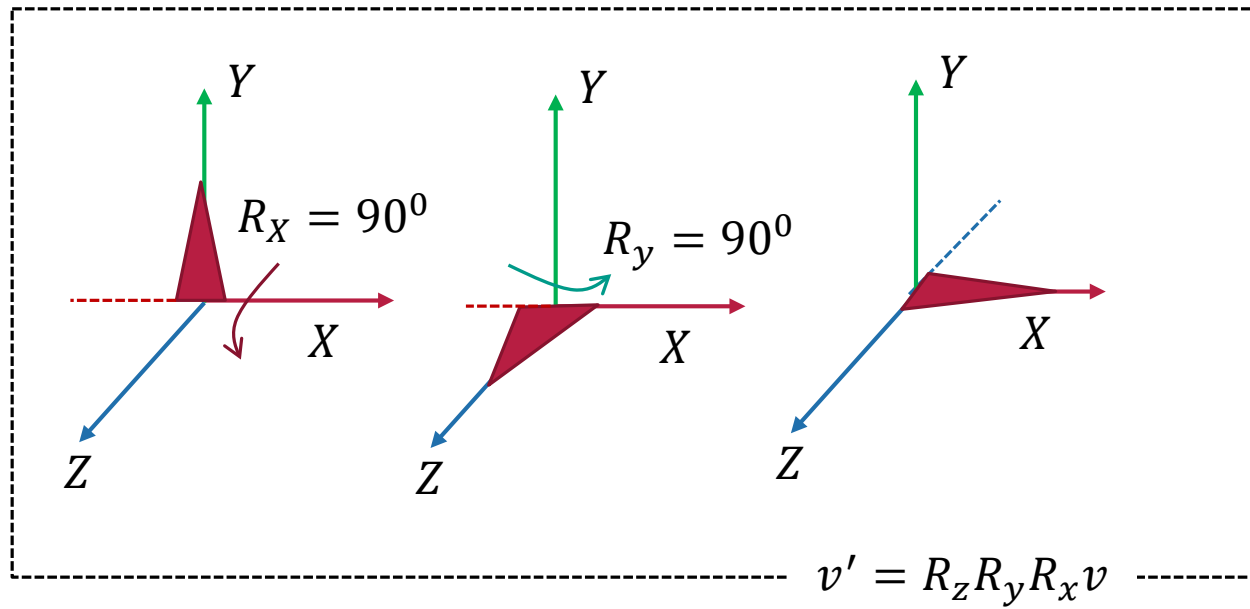
- $v' = R_z R_y R_x v$



```
HIERARCHY
ROOT Hips
{
  OFFSET 0.000000 0.000000 0.000000
  CHANNELS 6 Xposition Yposition Zposition Zrotation Yrotation Xrotation
  JOINT Spine
  {
    OFFSET 0.000000 10.000000 0.000000
    CHANNELS 3 Zrotation Yrotation Xrotation
    End Site
    {
      OFFSET 0.000000 10.000000 0.000000
    }
  }
}
MOTION
Frames: 2
Frame Time: 0.033333
0 0 0 0 0 0 0 0
0 0 0 0 0 0 0 90
```

Order of transformation is important to Euler angle

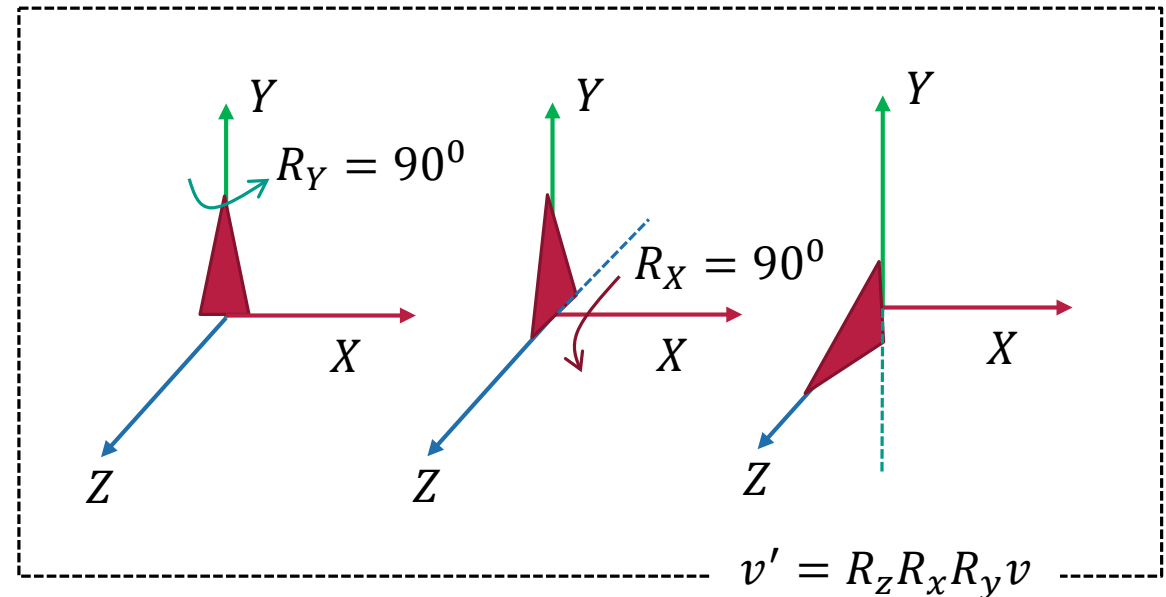
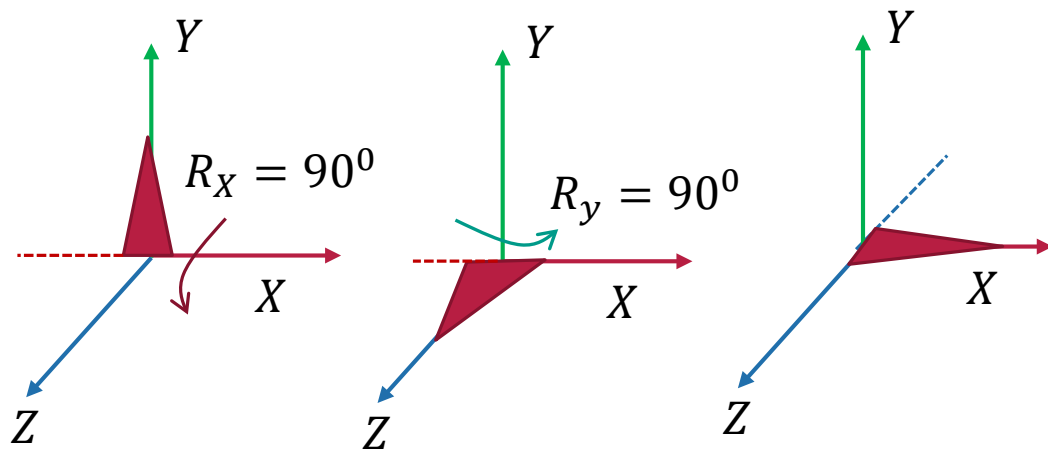
- Matrix multiplication is not commutative
- Example



(Extrinsic rotations)

Order of transformation is important to Euler angle

- Matrix multiplication is not commutative
- Example



Other file formats

- FBX
 - A proprietary format owned by Autodesk.
 - Not human readable, needs to parse data using SDK (<http://help.autodesk.com/view/FBX/2019/ENU/>) or Maya scripts
 - Able to store more complete information, like pre and post rotations, mesh, lighting, skinning and et al.
- ASF/AMC
 - Similar to BVH but stores hierarchy (i.e. skeleton) and motion in separate files
 - ASF files store hierarchy
 - AMC files store motion

Outline

- Animation representation
Data structure for hierarchical modeling
- File formats
How to read/load files?
Some popular formats: BVH, FBX, and ASF/AMC
- **Introduction to start code**
<https://github.com/yangyanzhe/assignment1>
- A quick introduction to Unity and Motion Builder

Animation class

```
class Animation:
```

```
    """
```

```
    Animation is a numpy-like wrapper for animation data
```

```
    Animation data consists of several arrays consisting  
    of F frames and J joints.
```

```
    The animation is specified by
```

```
    rotations : (F, J) Quaternions | Joint Rotations  
    positions : (F, J, 3) ndarray | Joint Positions
```

```
    The base pose is specified by
```

```
    orients   : (J) Quaternions   | Joint Orientations  
    offsets   : (J, 3) ndarray     | Joint Offsets
```

```
    And the skeletal structure is specified by
```

```
    parents   : (J) ndarray       | Joint Parents
```

```
    """
```

Motion

Hierarchy / Skeleton

We can assume orients is identity transformation in this assignment

Angle representation: Quaternions

```
class Animation:
    """
    Animation is a numpy-like wrapper for animation data

    Animation data consists of several arrays consisting
    of F frames and J joints.

    The animation is specified by

        rotations : (F, J) Quaternions | Joint Rotations
        positions : (F, J, 3) ndarray | Joint Positions

    The base pose is specified by

        orients   : (J) Quaternions   | Joint Orientations
        offsets   : (J, 3) ndarray     | Joint Offsets

    And the skeletal structure is specified by

        parents   : (J) ndarray       | Joint Parents
    """
```

Call “euler” function to get euler angle in radius

```
anim = Animation(...)
euler_angle = anim.rotations.euler()
```

Load and save animation for bvh files

```
import os
import argparse
import numpy as np

import sys
sys.path.append('common')
from BVH import load, save

src_path = 'data/Samba_Dancing.bvh'
dst_path = 'output/'
os.makedirs(dst_path, exist_ok=True)

anim, joint_names, frame_time, order = load(src_path)           # Load data from bvh file
save(os.path.join('output', 'output.bvh'), anim, joint_names, frame_time, order) # Save data to bvh file
```

Format transformer: FBX to BVH

```
1 import os
2 import argparse
3 import numpy as np
4
5 import sys
6
7 sys.path.append('common')
8 from ImportFBX import transform_format
9
10
11 def main(src_path, dst_path, root_name):
12     if not os.path.exists(dst_path):
13         os.makedirs(dst_path)
14     for root, dirs, files in os.walk(src_path):
15         files.sort()
16         for file in files:
17             if file.endswith('.fbx'):
18                 transform_format(os.path.join(root, file), os.path.join(dst_path, file[:-4]+'.bvh'), root_name)
19             break
20
21
22 if __name__ == '__main__':
23     parser = argparse.ArgumentParser()
24     parser.add_argument('--src_path', type=str, default='data/fbx')
25     parser.add_argument('--dst_path', type=str, default='data/')
26     parser.add_argument('--root_name', type=str, default='pelvis')
27
28     args = parser.parse_args()
29     main(**vars(args))
```

Transform an fbx file to bvh file

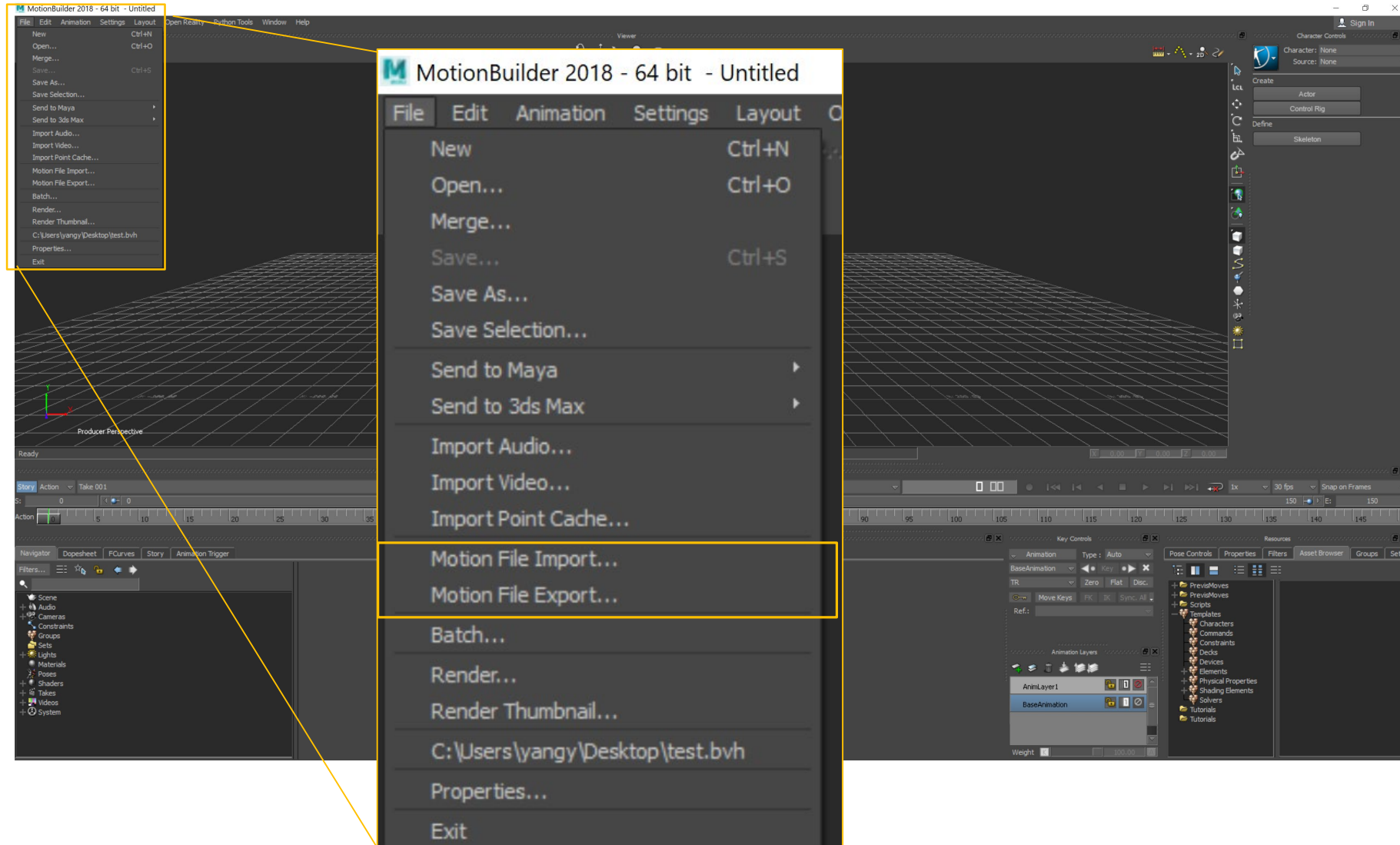
Outline

- Animation representation
Data structure for hierarchical modeling
- File formats
How to read/load files?
Some popular formats: BVH, FBX, and ASF/AMC
- Introduction to start code
<https://github.com/yangyanzhe/assignment1>
- A quick introduction to Unity and Motion Builder

Unity

- Download unity here: <https://unity3d.com/get-unity/download>
- Live demo

Motion Builder: Load data



Motion Builder: Check data

